



MP-H 2USB C/A

QUICK GUIDE

SMART BATTERY CHARGER



GUIDA RAPIDA
KURZANLEITUNG
GUÍA RÁPIDA
GUIDE RAPIDE



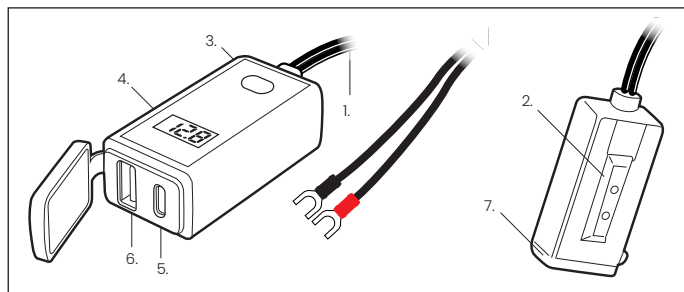


Contenuto della confezione

- Caricatore intelligente MP-H 2USB C/A
- Supporto per fissaggio allo specchietto retrovisore
- Supporto per fissaggio a manubrio
- Viti per modulo di fissaggio
- Fascette di fissaggio



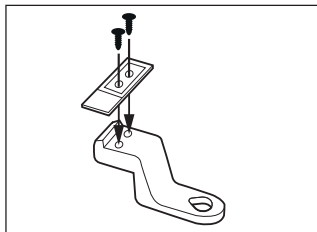
Descrizione delle parti



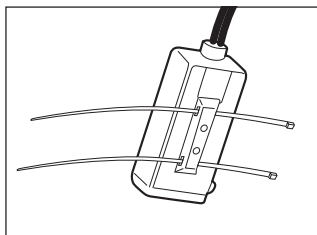
1. Cavo di alimentazione
2. Modulo di fissaggio
3. Tasto di accensione ON/OFF
4. Display
5. Porta di ricarica USB-C
6. Porta di ricarica USB-A
7. Coperchio in gomma impermeabile/antipolvere

Installazione

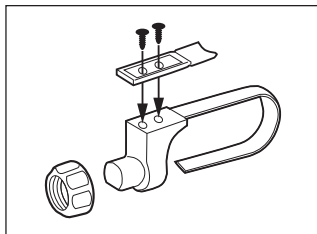
Metodo 1 - fissaggio al supporto dello specchietto retrovisore



Metodo 2 - fissaggio con fascette



Metodo 3 - fissaggio sulla moto tramite supporto manubrio



Alimentazione

L'alimentazione del caricatore intelligente non deve superare la tensione nominale di 12 V o 24 V, in base al sistema elettrico del veicolo (moto, scooter o altro veicolo compatibile).

Uscita USB-A	
Tensione (in ingresso)	Uscita (A)
5 Vdc	3 A

Uscita USB-C	
Tensione (in ingresso)	Uscita (A)
5 Vdc	3 A
9 Vdc	3 A
12 Vdc	2.5 A
15 Vdc	2 A
20 Vdc	1.5 A

Attenzione:

L'utilizzo simultaneo di più porte può influenzare la potenza erogata complessiva, a seconda del carico e della tensione di alimentazione.

In caso di interruzione e successivo ripristino dell'alimentazione, il dispositivo deve essere riacceso manualmente mediante il tasto dedicato.

Specifiche tecniche

Materiale	Plastica PC ad alta resistenza
Colore	Nero
Lunghezza cavo	180 cm
Tensione nominale	12/24 V
Temperatura massima	60°C
Dimensioni	22.3 x 51.5 mm
Peso	108 g

Le specifiche possono variare senza preavviso.

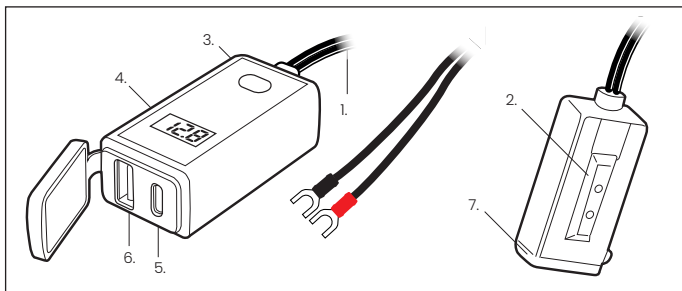
Per scaricare il manuale completo visita il sito www.midlandeurope.com

Package contents

- MP-H 2USB C/A smart charger
- Rear-view mirror mount
- Handlebar mount
- Screws for mounting module
- Cable ties



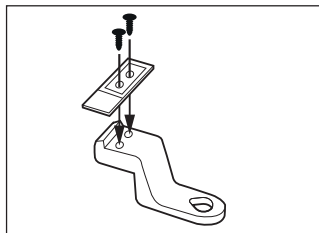
Description of parts




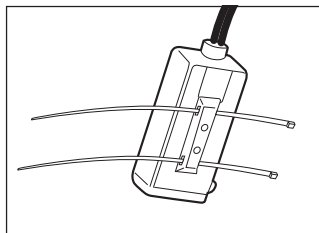
1. Power cable
2. Mounting module
3. ON/OFF power button
4. Display
5. USB-C charging port
6. USB-A charging port
7. Waterproof/dustproof cover

Installation

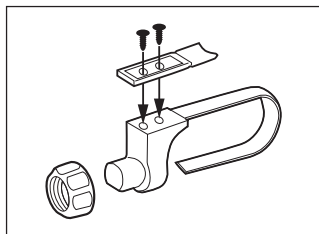
Method 1 - attaching to the rear-view mirror mount



Method 2 - fastening with cable ties



Method 3 - mounting on the motorcycle using the handlebar mount



Power supply

The power supply to the smart charger must not exceed the nominal voltage of 12 V or 24 V, depending on the vehicle's electrical system (motorcycle, scooter or another compatible vehicle).

USB-A output	
Voltage (input)	Output (A)
5 Vdc	3 A

USB-C output	
Voltage (input)	Output (A)
5 Vdc	3 A
9 Vdc	3 A
12 Vdc	2.5 A
15 Vdc	2 A
20 Vdc	1.5 A

Warning:

The simultaneous use of multiple ports may affect the overall power output, depending on the load and supply voltage.

In the event of a power failure and subsequent restoration of power, the device must be manually restarted using the dedicated button.

Technical specifications

Material	High-hardness PC plastic
Colour	Black
Cable length	180 cm
Nominal voltage	12/24 V
Maximum temperature	60°C
Dimension	22.3 x 51.5 mm
Weight	108 g

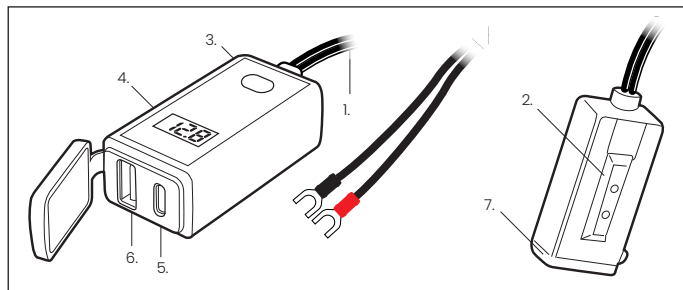
Specifications are subject to change without notice. To download the complete manual, please visit www.midlandeurope.com

Lieferumfang

- MP-H 2USB C/A intelligentes Ladegerät
- Halterung für den Rückspiegel
- Lenkerhalterung
- Kabelbinder
- Schrauben für die Montage



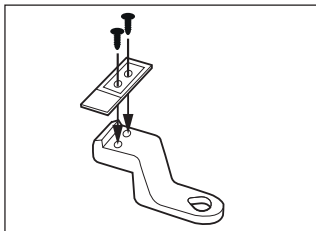
Beschreibung der Teile



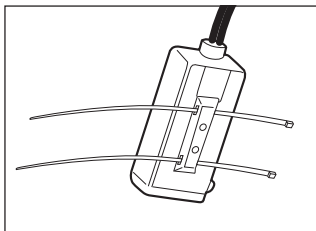
1. Stromkabel
2. Montagehalterung
3. EIN/AUS-Schalter
4. Anzeige
5. USB-C-Ladeanschluss
6. USB-A-Ladeanschluss
7. Wasserdichte/staubdichte Abdeckung

Installation

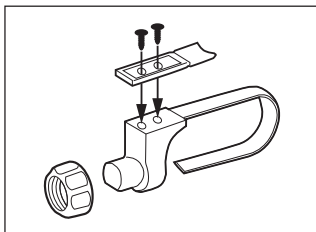
Methode 1 - Anbringung am Rückspiegel



Methode 2 - Befestigung mit Kabelbindern



Methode 3 - Montage am Motorrad über die Lenkerhalterung Verfahren:



Stromversorgung

Die Stromversorgung des Smart-Ladegeräts darf die Nennspannung von 12 V oder 24 V nicht überschreiten, entsprechend dem elektrischen System des Fahrzeugs (Motorrad, Motorroller oder ein anderes kompatibles Fahrzeug).

USB-A-Ausgang	
Spannung (Eingang)	Leistung (A)
5 Vdc	3 A

USB-C-Ausgang	
Spannung (Eingang)	Leistung (A)
5 Vdc	3 A
9 Vdc	3 A
12 Vdc	2.5 A
15 Vdc	2 A
20 Vdc	1.5 A

Warnung:

Die gleichzeitige Nutzung mehrerer Anschlüsse kann die Gesamtausgangsleistung je nach Last und Versorgungsspannung beeinträchtigen.

Im Falle eines Stromausfalls und der anschließenden Wiederherstellung der Stromversorgung muss das Gerät manuell über die entsprechende Taste neu gestartet werden.

Technische Daten

Material	PC-Kunststoff
Farbe	Schwarz
Länge des Kabels	180 cm
Nennspannung	12/24 V
Maximale Temperatur	60°C
Dimension	22.3 x 51,5 mm
Gewicht	108 g

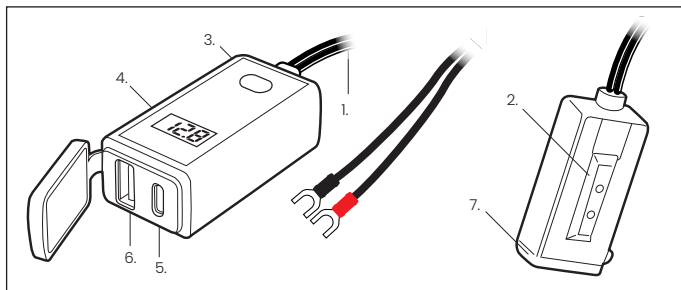
Die technischen Daten können ohne vorherige Ankündigung geändert werden. Zum Herunterladen der gesamten Anleitung, besuchen Sie bitte www.midlandeuropa.com.

La caja incluye

- Cargador inteligente MP-H 2USB C/A
- Soporte para retrovisor
- Soporte para manillar
- Tornillos para el módulo de montaje
- Bridas



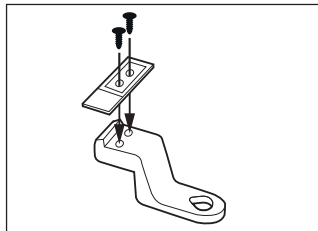
Descripción de las partes




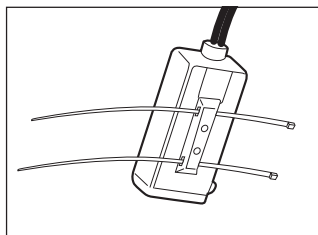
1. Cable de alimentación
2. Módulo de montaje
3. Botón de encendido/apagado
4. Pantalla
5. Puerto de carga USB-C
6. Puerto de carga USB-A
7. Cubierta impermeable y antipolvo

Instalación

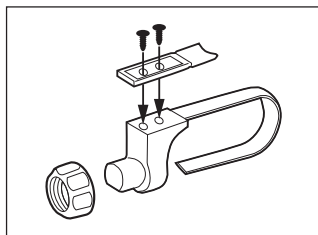
Método 1 - Fijación al soporte del espejo retrovisor



Método 2 - Fijación con bridas



Método 3 - Montaje en la motocicleta mediante el soporte del manillar



Alimentación

La alimentación del cargador inteligente no debe superar la tensión nominal de 12 V o 24 V, según el sistema eléctrico del vehículo (moto, scooter u otro vehículo compatible).

Salida USB-A	
Voltaje (entrada)	Salida (A)
5 Vdc	3 A

Salida USB-C	
Voltage (entrada)	Salida (A)
5 Vdc	3 A
9 Vdc	3 A
12 Vdc	2.5 A
15 Vdc	2 A
20 Vdc	1.5 A

Advertencia:

El uso simultáneo de varios puertos puede afectar la potencia total de salida, dependiendo de la carga y la tensión de alimentación.

En caso de un corte de suministro eléctrico y posterior restablecimiento, el dispositivo debe reiniciarse manualmente mediante el botón correspondiente.

Especificaciones técnicas

Material	Plástico PC de alta dureza
Color	Negro
Longitud del cable	180 cm
Tensión nominal	12/24 V
Temperatura máxima	60°C
Dimensiones	22.3 x 51.5 mm
Peso	108 g

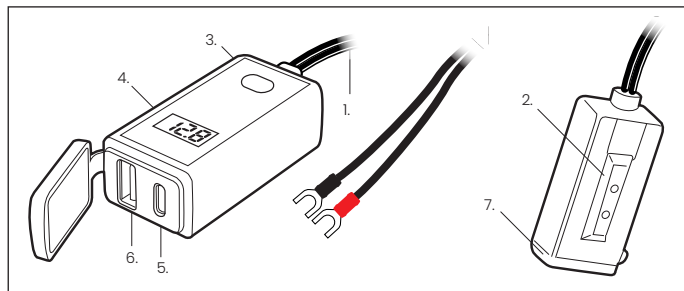
Las especificaciones están sujetas a cambios sin previo aviso.
 Para descargar el manual completo visite www.midlandeurope.com

Contenu de l'emballage

- Chargeur intelligent MP-H 2USB C/A
- Support pour rétroviseur
- Support pour guidon
- Vis pour le module de fixation
- Colliers de serrage
- Serre-câbles



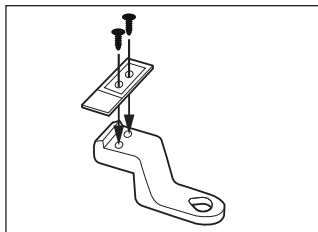
Description des éléments




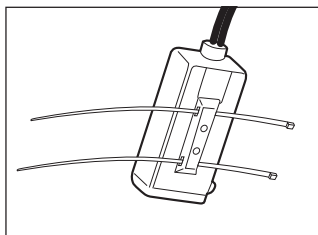
1. Câble d'alimentation
2. Module de fixation
3. Bouton ON/OFF
4. Écran
5. Port de charge USB-C
6. Port de charge USB-A
7. Capuchon étanche/anti-poussière

Installation

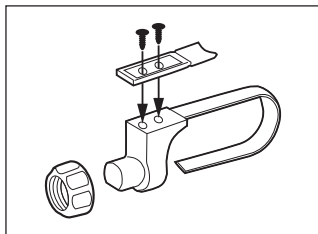
Méthode 1 – Fixation sur le support de rétroviseur



Méthode 2 – Fixation avec colliers de serrage



Méthode 3 – Fixation sur le support de guidon



Alimentation

Le chargeur doit être alimenté avec une tension de 12 V ou 24 V, selon le système électrique du véhicule (moto, scooter, etc.).

USB-A output	
Voltage (input)	Output (A)
5 Vdc	3 A

USB-C output	
Voltage (input)	Output (A)
5 Vdc	3 A
9 Vdc	3 A
12 Vdc	2.5 A
15 Vdc	2 A
20 Vdc	1.5 A

Caractéristiques techniques

Matière	Plastique PC (polycarbonate) renforcé
Couleur	Noir
Longueur de câble	180 cm
Voltage	12/24 V
Température maximum	60°C
Dimensions	22,3 * 51,5 mm
Poids	108 g

Les spécifications peuvent être modifiées sans préavis. Pour télécharger le manuel d'utilisation s'il vous plaît visitez le site www.midlandeurope.com

the 1990s, the number of people with a mental health problem has increased in the UK, and the number of people with a mental health problem who are in contact with mental health services has also increased (Mental Health Act 1983, 1990, 1994, 1997, 2003).

There is a growing awareness of the need to improve the lives of people with a mental health problem, and to reduce the stigma and discrimination that they experience. This has led to a number of initiatives, including the development of mental health services, and the implementation of mental health legislation (Mental Health Act 1983, 1990, 1994, 1997, 2003).

The aim of this paper is to describe the development of a mental health service, and to discuss the challenges that have been faced in the process. The paper is based on a review of the literature, and on interviews with staff and service users. The findings of the review are discussed in the context of the current debate on mental health services.

The paper is organized as follows. The first section describes the development of the mental health service, and the challenges that have been faced in the process. The second section discusses the current debate on mental health services, and the implications for the development of the mental health service. The third section discusses the findings of the review, and the implications for the development of the mental health service.

The first section describes the development of the mental health service, and the challenges that have been faced in the process. The second section discusses the current debate on mental health services, and the implications for the development of the mental health service. The third section discusses the findings of the review, and the implications for the development of the mental health service.

The first section describes the development of the mental health service, and the challenges that have been faced in the process. The second section discusses the current debate on mental health services, and the implications for the development of the mental health service. The third section discusses the findings of the review, and the implications for the development of the mental health service.

The first section describes the development of the mental health service, and the challenges that have been faced in the process. The second section discusses the current debate on mental health services, and the implications for the development of the mental health service. The third section discusses the findings of the review, and the implications for the development of the mental health service.

The first section describes the development of the mental health service, and the challenges that have been faced in the process. The second section discusses the current debate on mental health services, and the implications for the development of the mental health service. The third section discusses the findings of the review, and the implications for the development of the mental health service.





MIDLAND[®]

www.midlandeuropa.com